
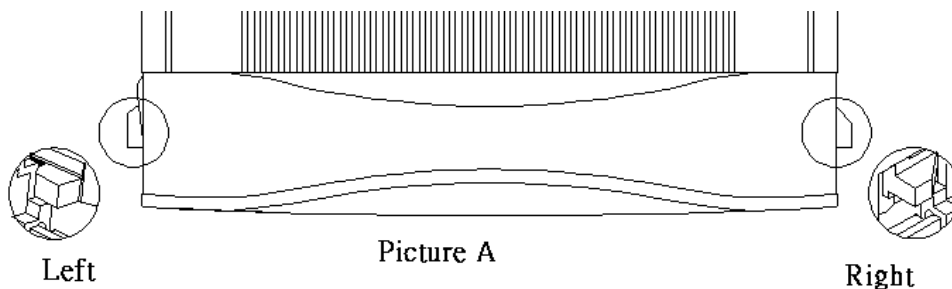


SNT-2131 SATA Back Plane


User's Manual

Features of product ---

- Aluminum Frame, Aluminum cover
- Interface: Support SATA-I, SATA-II
- High performance transfer rate up to 150MB/s, 300MB/s
- Plug & play, hot swappable
- Point to point, free from master/slave setting
- SATA 15Pin & Molex 4Pin Power connectors
- LED for PSU , HDD access, Fan sensor & Buzzer
- Power Control Switch
- Reset Switch for buzzer alarm
- 8cm FAN X1
- Magic Handle—Auto In/Out
- Color for choice: black
- Dimension: 202(L) X 146(W) X 86(H) mm
- Patent products with advanced structure design
- Precisely connection on connector (see picture A)



Picture B




Picture C

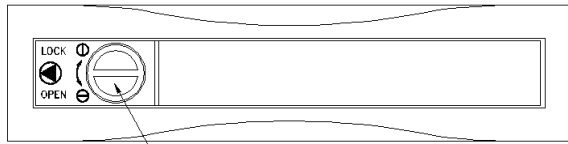
---Caddy Drive Drawer Install---

Use TM#6*4 long screws to mount the drive in the drawer. (see picture C)

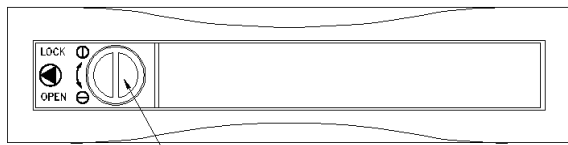
---Front Panel--- (see picture D)



Picture D




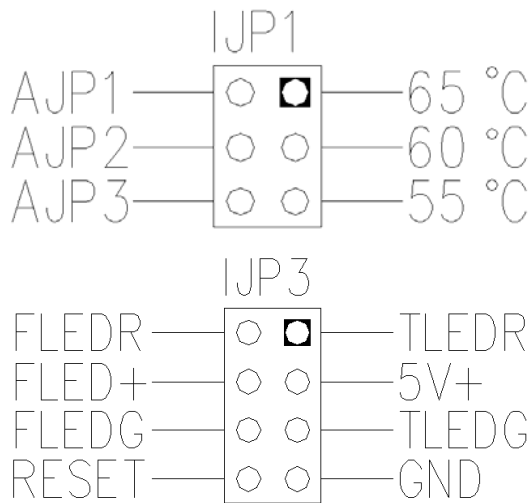
LOCK



OPEN

Picture E

---Rear View--- (see picture F)



Picture F

D.1--- Reset Switch for buzzer alarm and Overheating LED

When overheating occurs the buzzer alarms (default setting: 60°C and the temperature LED turns red meanwhile buzzer is alarming and LED is blinking). press the Reset Switch to stop the alarm, and LED goes off.

D.2--- D.4 (HD1~HD3, Power SW and LED: Power on, LED indicates Green. Orange color blinking for HDD access)

D.5--- Fan sensor LED: LED is indicating Green when it is working. When the fan fails, LED turns Red.

D.6--- Safety Lock

The safety lock safeguards the hard disk in the correct position and prevents it bouncing out while HDD is working. (see Picture E)

POWER1: 4pin Power connector

POWER2: 15pin Serial ATA Power connector

HD1—HD3: 7pin Serial ATA Signal connector

If your power is not from SATA 15pin connector, please use the 4pin power connector. The 4pin power will automatically be converted to SATA power. (Note: you can mix using 4pin and 15pin powers)

IJP1: Temperature setting jumper

IJP3: Extension function jumper

FLEDR: Fan failure detection (red)

FLED+: Fan failure detection (+)

FLEDG: Fan failure detection (green)

RESET: Reset Switch for buzzer alarm and Overheating LED

TLEDR: Temperature detection (red)

5V+: 5V Power

TLEDG : Temperature detection (green)

GND : Grounded

J4: FAN RPM HIGH & LOW Optional